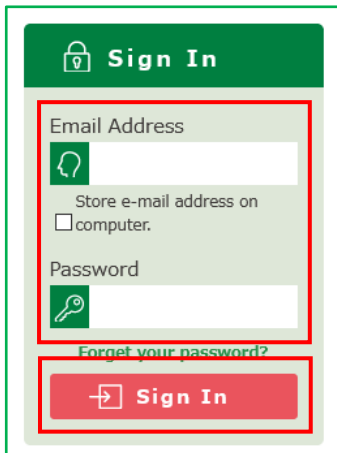


# ISL Online Store

## The application of the upgrade price

1. Enter your "Email Address" and "Password" in the "Sign In" space at the top left of the page, then click the [Sign In] button.

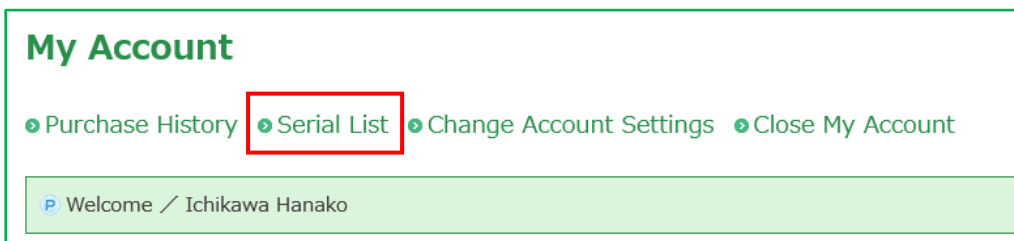


The image shows a 'Sign In' form with a green header. The form contains two input fields: 'Email Address' and 'Password'. Below the email field is a checkbox labeled 'Store e-mail address on computer.' Below the password field is a link that says 'Forget your password?'. At the bottom of the form is a red button labeled 'Sign In'.

2. A [My Account] button is displayed at the top of the page. Click on this button to go to "My Account."

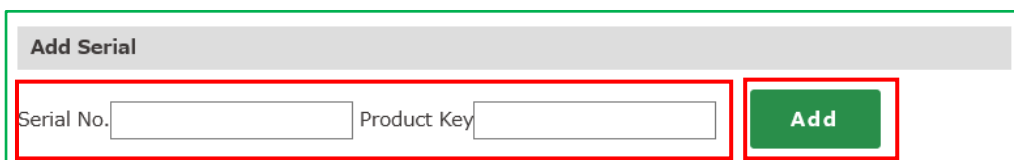


3. Select the [Serial List] button.



4. Enter your license to [Serial No.] and [Product Key] of the "Add Serial" column and click the [Add] button.

\* The number of characters for the product key is different respectively by each license.



The image shows the 'Add Serial' form. It has a grey header with the text 'Add Serial'. Below the header are two input fields: 'Serial No.' and 'Product Key'. To the right of these fields is a green button labeled 'Add'.

5. The registered license is reflected in the "Serial List."

Serial List				
Date	Serial No.	Product Key	Used	Detail
	ABC...	XXXX ...		Delete


6. Select the logo of "ISL Online Store" to return to the top page in ISL Online Store.

**ISL Online Store**  
Adwaa Co., Ltd. (formerly Ichikawa Soft Laboratory)

 My Account  FAQ

Ichikawa Hanako [Logout](#)

7. Upgrade price applies to products eligible for the upgrade in "PRODUCT LINEUP."



**Download Edition**  
~~22000~~ JPY (Tax Incl.)

Discounted **8800** JPY  
(About 80.99 USD)

[Buy Download Edition](#)

[See Details](#)

[Price Table](#)