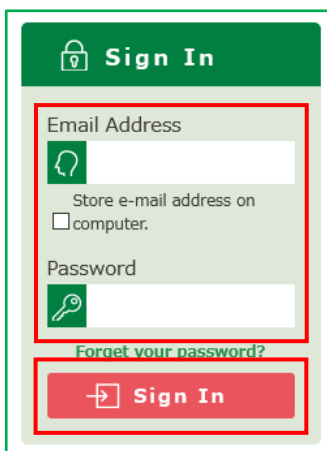


ISL Online Store

Coupon code usage procedure

1. Enter your "Email Address" and "Password" in the "Sign In" space at the top left of the page, then click the [Sign In] button.

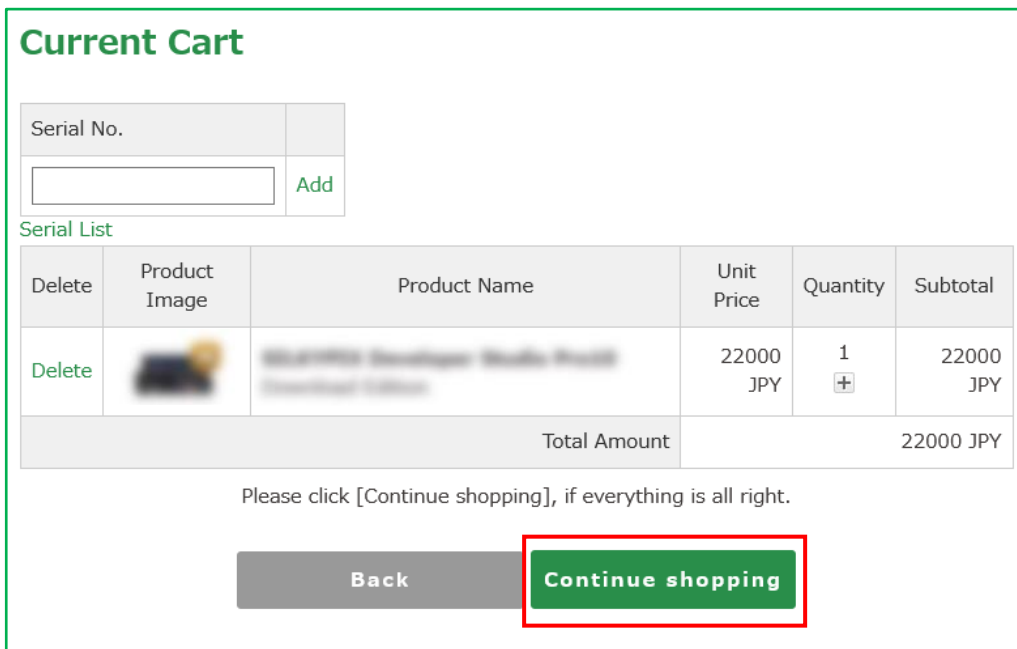


The image shows a 'Sign In' form with a green header. The 'Email Address' and 'Password' input fields are highlighted with a red border. Below the password field is a link for 'Forgot your password?'. At the bottom, a red 'Sign In' button is also highlighted with a red border.


2. Click the [Buy Download Edition] button of the product you want from the "PRODUCT LINEUP."



3. Check the contents and click the [Continue shopping] button.



The image shows the 'Current Cart' page. It includes a 'Serial No.' input field with an 'Add' button. Below is a 'Serial List' table with columns for Delete, Product Image, Product Name, Unit Price, Quantity, and Subtotal. The table contains one item with a unit price of 22000 JPY and a quantity of 1. The total amount is 22000 JPY. Below the table, there is a message: 'Please click [Continue shopping], if everything is all right.' At the bottom, there are two buttons: 'Back' and 'Continue shopping'. The 'Continue shopping' button is highlighted with a red border.

Delete	Product Image	Product Name	Unit Price	Quantity	Subtotal
Delete		Blue 1000 Desktop Media Player Download Edition	22000 JPY	1 +	22000 JPY
Total Amount			22000 JPY		

4. Your purchased product license will be emailed to you.
Therefore, the product will not be sent directly to your address.
Click the [Use Selected Option] button to continue.

Shipping Address


Select	Address Type	Address	Edit	Delete
<input checked="" type="radio"/>	Member Address	XXXX ... 261-8501Japan Ichikawa Hanako	-	-

5. Select "Payment Method" on "STEP2: Payment Method" and proceed with the procedure.

Payment Method

Payment Method

Please select payment method.

Select	Payment Method
<input type="radio"/>	Credit Card
<input type="radio"/>	PayPal 

6. Go down the page and go to the "Use Coupon" column.
Select the "Use Coupon" item to enable the "Use Coupon" field.

Use Coupon * Select the "Use Coupon" item and enter the coupon.


Use Coupon

Don't Use Coupon

7. Enter the coupon code in the field on the right.

Use Coupon

8. Click the [Next] button.




9. Confirm the contents of "STEP3: Confirm Input."

In the "Coupon" field, the entered coupon code and the discount amount will be displayed.

Confirm Input

Please confirm below.
* Check the Total Amount and click the [Next] button.

Back **Next**

Product Image	Product Name	Unit Price	Quantity	Subtotal
	XXXXXXXXXXXXXXXXXXXX	22000 JPY	1	22000 JPY
Subtotal				22000 JPY
Coupon ABCD12345				-4200 JPY
Delivery Fee				0 JPY
Fee				0 JPY
Total Amount				17800 JPY

The screenshot shows a 'Confirm Input' page. It includes a 'Back' and 'Next' button at the top. Below is a table with columns for Product Image, Product Name, Unit Price, Quantity, and Subtotal. The table lists one product with a unit price of 22000 JPY and a quantity of 1, resulting in a subtotal of 22000 JPY. A coupon code 'ABCD12345' is applied, resulting in a discount of -4200 JPY. The final total amount is 17800 JPY. The 'Next' button, the coupon code, the discount amount, and the total amount are highlighted with red borders.

10. Please proceed with the order procedure.

Click the [Next] button.



11. After completing the payment procedure, click the [Order Complete] button.



12. Move to the "Order Complete" page, and your order is complete.

Order Complete

Thank you for purchasing our products. We sent order email.
If you don't receive the email, please contact us.
We hope to receive your continued patronage in the future.