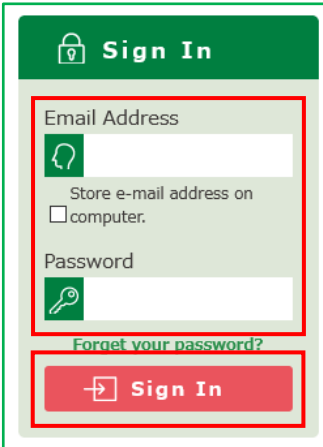


Ordering Procedure

1. Enter your "Email Address" and "Password" in the "Sign In" space at the top left of the page, then click the [Sign In] button.

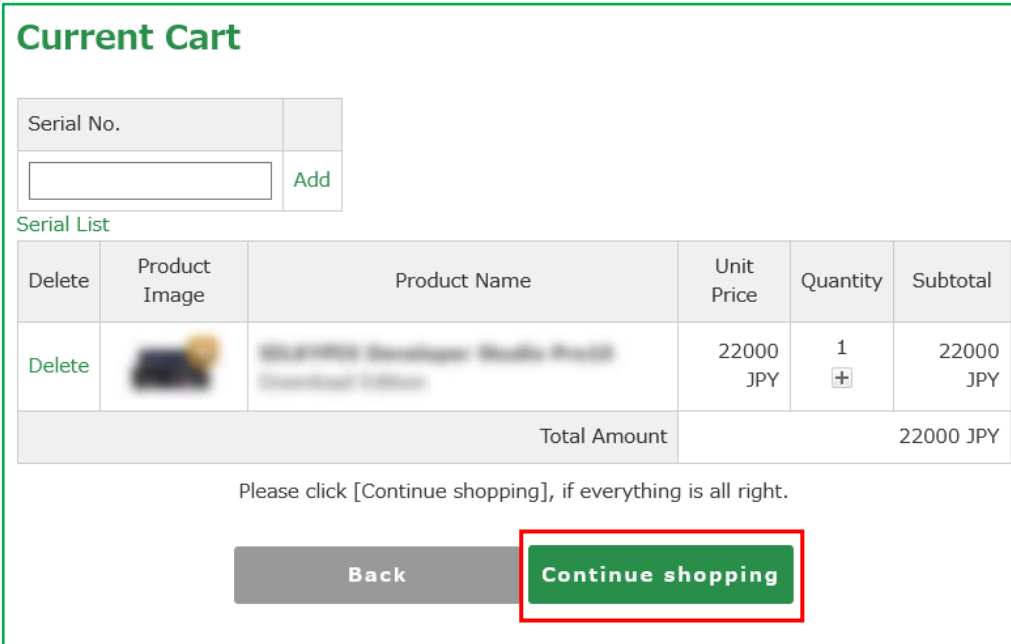


The image shows a 'Sign In' form with a green header. It contains two input fields: 'Email Address' and 'Password'. Below the email field is a checkbox labeled 'Store e-mail address on computer.' Below the password field is a link that says 'Forget your password?'. At the bottom of the form is a red button labeled 'Sign In'.


2. Click the [Buy Download Edition] button of the product you want from the "PRODUCT LINEUP."



3. Check the contents and click the [Continue shopping] button.



The image shows a 'Current Cart' page. It has a green header. Below the header is a 'Serial No.' input field with an 'Add' button. Below that is a 'Serial List' table. The table has columns for 'Delete', 'Product Image', 'Product Name', 'Unit Price', 'Quantity', and 'Subtotal'. There is one row in the table with a product image, a unit price of 22000 JPY, a quantity of 1, and a subtotal of 22000 JPY. Below the table is a 'Total Amount' row showing 22000 JPY. Below the table is a message: 'Please click [Continue shopping], if everything is all right.' At the bottom are two buttons: 'Back' and 'Continue shopping'.

Delete	Product Image	Product Name	Unit Price	Quantity	Subtotal
Delete		...	22000 JPY	1 +	22000 JPY
Total Amount			22000 JPY		

4. Your purchased product license will be emailed to you.
Therefore, the product will not be sent directly to your address.
Click the [Use Selected Option] button to continue.

Shipping Address

Select	Address Type	Address	Edit	Delete
<input checked="" type="radio"/>	Member Address	Makuhari Technogarden Bldg. CD5F, 1-3, Nakase,Mihama-ku, Chiba-shi, Chiba Prefecture, 261-8501Japan Ichikawa Hanako	-	-


5. Select "Payment Method" on "STEP2: Payment Method" and proceed with the procedure.

Payment Method

Payment Method

Please select payment method.

Select	Payment Method
<input type="radio"/>	Credit Card
<input type="radio"/>	PayPal



6. Go down the page and go to the "Use Coupon" column.
Select the "Use Coupon" item to enable the "Use Coupon" field.

Use Coupon * Select the "Use Coupon" item and enter the coupon.

Use Coupon

Don't Use Coupon

7. Enter the coupon code in the field on the right.

Use Coupon

8. Click the [Next] button.




9. Confirm the contents of "STEP3: Confirm Input."

In the "Coupon" field, the entered coupon code and the discount amount will be displayed.

Confirm Input

Please confirm below.
* Check the Total Amount and click the [Next] button.

Back **Next**

Product Image	Product Name	Unit Price	Quantity	Subtotal
	XXXXXXXXXXXXXXXXXXXX	22000 JPY	1	22000 JPY
Subtotal				22000 JPY
Coupon ABCD12345				-4200 JPY
Delivery Fee				0 JPY
Fee				0 JPY
Total Amount				17800 JPY


The screenshot shows a 'Confirm Input' page. At the top, there are 'Back' and 'Next' buttons. Below them is a table with 5 columns: Product Image, Product Name, Unit Price, Quantity, and Subtotal. The table contains one product row, a subtotal row, a coupon row (with coupon code 'ABCD12345' and discount '-4200 JPY'), a delivery fee row (0 JPY), a fee row (0 JPY), and a total amount row (17800 JPY). The coupon and total amount rows are highlighted with red borders.

10. Please proceed with the order procedure.

Click the [Next] button.



11. After completing the payment procedure, click the [Order Complete] button.



12. Move to the "Order Complete" page, and your order is complete.

Order Complete

Thank you for purchasing our products. We sent order email.
If you don't receive the email, please contact us.
We hope to receive your continued patronage in the future.
Ichikawa Soft Laboratory Co.,Ltd.
E-mail : info@isl.co.jp

The screenshot shows an 'Order Complete' page with a green heading and a message of thanks. It includes contact information for Ichikawa Soft Laboratory Co., Ltd. and an email address: info@isl.co.jp.