

ISL (Ichikawa soft laboratory) Online Store

# Guide to Create New Account

In order to shop on the ISL Online Store, you must register as a member (for free) on the online store. By registering as a member, you can easily check your purchase history and take care of other procedures. Also, depending on the information you register, you will automatically be sent information on discount prices such as for upgrades and special campaigns for customers.

Complete Member Registration before starting to shop.

Please see the following information concerning registration procedures in order to register before starting to shop.

## 1. Go to the Create New Account page.

Click on the [Create New Account] button at the top of the page or the [Member Registration] button on the left, and go to the Create New Account page.

Please sign up to members for shopping.

ICHIKAWA SOFT LABORATORY

Procedures for shopping

Create New Account

Cart

Sign In

Email Address

Store e-mail address on computer.

Password

Forget your password?

Sign In

Member Registration

Product Lineup

SILKYPIX series

- ▶ Developer Studio Pro7
- ▶ Developer Studio 7

Guide

- ▶ Procedures for shopping
- ▶ About Us

ISL Online Store  
GRAND OPENING!

PRODUCT LINEUP

SILKYPIX Developer Studio Pro7

Digital Development Software for RAW/JPEG/TIFF Files  
Professional edition equipped with rich functions to build it into a high-quality image.

Download Edition  
~~28080 JPY~~ (Tax Incl.)

## 2. Read the "Terms of Service."

After you go to the Create New Account page, the "Terms of Service" will be displayed. Please read this carefully.

If all contents are not displayed, click and drag along the vertical slider displayed to the right of the screen.

If you agree to the "Terms of Service," click on the [I agree. Go to "create new account."] button.

\* You cannot complete Member Registration if you do not agree to the "Terms of Service."

Please sign up to members for shopping.

**ICHIKAWA SOFT LABORATORY** Procedures for shopping Create New Account Cart

Product Lineup

**SILKYPIX series**

- ▶ Developer Studio Pro7
- ▶ Developer Studio 7

Guide

- ▶ Procedures for shopping
- ▶ About Us
- ▶ Payment Method
- ▶ Privacy Policy
- ▶ Contact

### Terms of Service

[Important] Please carefully read the following Terms of Service before Member Registration. Your rights and obligations when using this Service are defined in Terms of Service. By clicking on the [I agree. Go to "create new account."] button, you agree to all conditions in these Terms of Service.

Article 1 (Members)

1. "Members" refers to individuals who have made an application for membership upon following the procedures established by the Company and agreeing to these Terms of Service.
2. "Member Information" refers to information such as that related to the particulars of the Member that the Member has disclosed to the Company, and records related to transactions with the Member.
3. These Terms of Service shall apply to all Members, and shall be followed during registration procedures and after registration.

Article 2 (Registration)

1. Member Qualifications  
Upon giving consent to these Terms of Service, clients who have made an application for membership as prescribed will have qualification as a Member after completing the prescribed procedures for registration. The person who desires to become a Member should carry out the procedures for membership registration. Registration by proxy is not permitted under any circumstance. It should be noted that applications for membership from persons whose membership qualifications have been revoked in the past, and / or from those who have been deemed inappropriate by the Company for other reasons, may be denied.
2. Inputting Member Information  
When completing procedures for Member Registration, please carefully read the instructions for inputting, and properly input the required items on the designated input form. Special symbols, old Chinese characters, and Roman numerals cannot be used in registering Member Information. If these characters are registered, the Company will change them.
3. Managing Passwords  
(1) Passwords shall be available for use by the Member only. They are not allowed to be transferred / loaned to a third party.  
(2) Members themselves should take on the responsibility to manage their passwords by

I disagree. **I agree. Go to "create new account."**

To Top ▲


(C) Copyright, ISL Online Store.

3. Go to "Create New Account (Input Page)."


Enter the items after going to "Create New Account (Input Page)."  
 (Items marked with a "\*" are required items.)  
 After entering all items, click on the [Confirm] button.

**Before entering**

Please sign up to members for shopping.



[Procedures for shopping](#)
[Create New Account](#)

 Cart

Product Lineup

**SILKYPIX series**

- ▶ Developer Studio Pro7
- ▶ Developer Studio 7

---

Guide

- ▶ Procedures for shopping
- ▶ About Us
- ▶ Payment Method
- ▶ Privacy Policy
- ▶ Contact

### Create New Account(Input Page)

Name*	Last Name <input style="width: 90%;" type="text"/>	First Name <input style="width: 90%;" type="text"/>
Company Name	<input style="width: 100%;" type="text"/>	
Department Name	<input style="width: 100%;" type="text"/>	
ZIP CODE	<input style="width: 100%;" type="text"/>	
Address*	<input style="width: 100%; height: 20px;" type="text"/> <input style="width: 100%; height: 20px;" type="text"/> <input style="width: 100%; height: 20px;" type="text"/>	

Please divide address into 3 parts

<p><b>Example 1</b></p> <p>Address*</p> <p style="font-size: x-small; color: blue;">Street number, Street name, Building name, City, State, Zip, Country</p> <p style="color: red; font-size: x-small;">Please divide address into 3 parts</p>	<p><b>Example 2</b></p> <p>Address*</p> <p style="font-size: x-small; color: blue;">Street number, Street name, Building name, City, State, Zip, Country</p> <p style="color: red; font-size: x-small;">Please divide address into 3 parts</p>
--	--

**After entering**

Phone Number*	+ <input style="width: 20px;" type="text"/> <input style="width: 20px;" type="text"/> <input style="width: 20px;" type="text"/> <input style="width: 20px;" type="text"/>
Fax Number	+ <input style="width: 20px;" type="text"/> <input style="width: 20px;" type="text"/> <input style="width: 20px;" type="text"/> <input style="width: 20px;" type="text"/>
Email Address*	<input style="width: 100%; height: 20px;" type="text"/> <input style="width: 100%; height: 20px;" type="text"/> <p style="color: red; font-size: small;">Please input again to confirm.</p>
Gender*	<input type="radio"/> Male <input checked="" type="radio"/> Female
Occupation	Sales <span style="float: right;">▼</span>
Date of Birth*	<input style="width: 20px;" type="text"/> <input style="width: 20px;" type="text"/> <input style="width: 20px;" type="text"/>
Password*	<input style="width: 100%; height: 20px;" type="password"/> <p style="color: red; font-size: small;">alphanumeric 4-50Length(Including Marks)</p> <input style="width: 100%; height: 20px;" type="password"/> <p style="color: red; font-size: small;">Please input again to confirm.</p>
About Newsletter*	<input checked="" type="radio"/> Send email <input type="radio"/> Do not send email

Confirm




To Top ▲

(C) Copyright, ISL Online Store.

#### 4. Go to "Create New Account (Confirmation Page)."

Check the information you entered after going to the "Create New Account (Confirmation Page)." If there are no mistakes to the contents you entered, click on the [Regist] button at the bottom.

Please sign up to members for shopping.

**ICHIKAWA SOFT LABORATORY**  Procedures for shopping  Create New Account  Cart

Product Lineup

**SILKYPIX series**

- ▶ Developer Studio Pro7
- ▶ Developer Studio 7

Guide

- ▶ Procedures for shopping
- ▶ About Us
- ▶ Payment Method
- ▶ Privacy Policy
- ▶ Contact

### Create New Account(Confirmation Page)



Please confirm below.  
Please click [Regist] button,if everything is ok.

Name	Ichikawa Ichiro
Company Name	Ichikawa soft laboratory Co., Ltd.
Department Name	Sales department
Address	Makuhari Technogarden Bldg. CD5F,1-3, Nakase, Mihama-ku, Chiba-city,Chiba, 261-8501 Japan
Phone Number	<input type="text"/>
Fax Number	<input type="text"/>
Email Address	<input type="text"/>
Gender	Female
Occupation	Sales
Date of Birth	<input type="text"/>
Password you want.	<input type="text"/>
About Newsletter	Send email

[Back](#) [Regist](#)

#### 5. Go to the "Create New Account (Complete Page)."

Go to the "Create New Account (Complete Page)" after registration is complete. After completing registration, you will be considered "logged in" to the Online Store as a member. Click on the [Back to top] button where you can begin shopping from our "PRODUCT LINEUP (list)."

**ICHIKAWA SOFT LABORATORY**  My Account Ichikawa Ichiro [Logout](#)  Cart

Product Lineup

**SILKYPIX series**

- ▶ Developer Studio Pro7
- ▶ Developer Studio 7

Guide

- ▶ Procedures for shopping
- ▶ About Us
- ▶ Payment Method

### Create New Account(Completion Page)

Your registration is now complete.  
Please enjoy shopping.  
We hope to receive your continued patronage in the future.  
Ichikawa Soft Laboratory Co.,Ltd.  
(9:30 am - 6:30 pm JST)  
E-mail : ordersupport@isl.co.jp

[Back to top](#)

## If doing Member Registration after beginning shopping




If you begin shopping before Member Registration, you will automatically be guided to Member Registration when you start purchase procedures from your shopping cart.

Registration procedures when performing Member Registration from your shopping cart are as follows.

### 1. Go to the "Log-in" page in order to confirm Member Registration.

If you are a Member and have not started shopping after having logged in, you will automatically be taken to the "Sign In" page to confirm your membership when you click the [Continue shopping] button from the "Current Cart" page.

Please sign up to members for shopping.


**ICHIKAWA SOFT LABORATORY**  Procedures for shopping  Create New Account 

### Current Cart

Serial No.

Serial List

※ We offer special prices if you have our products.

Delete	Product Image	Product Name	Unit Price	Quantity	Subtotal
Delete		<b>Special Campaign SILKYPIX Developer Studio Pro7</b> Download Edition	22464 JPY	1 <input type="button" value="±"/>	22464 JPY
Total Amount					22464 JPY

Please click [Continue shopping], if everything is all right.





To Top ▲

(C) Copyright, ISL Online Store.

## 2. Go to "Log-in" page.

You will be sent to the "Sign In" page, so please click on the [Regist] button under "Customers who have not yet registered."

Please sign up to members for shopping.

  Procedures for shopping  Create New Account 

Product Lineup

**SILKYPIX series**

- ▶ Developer Studio Pro7
- ▶ Developer Studio 7

Guide

- ▶ Procedures for shopping
- ▶ About Us
- ▶ Payment Method
- ▶ Privacy Policy
- ▶ Contact

## Sign In

**Customers who have already completed member registration**

If you are a member, please log in with your e-mail address and password.

Email Address :

Store e-mail address on computer.

Password :

**Sign In**

\*Forgot your password? Please click here.  
\*Forgot your e-mail address? Please go to the Inquiry page.

**Customers who have not yet registered**

Regist

After you create your account, you can access MY account.  
By simply logging in, you can enjoy shopping without having to enter your name and address each time.

**Regist**

### 3. Read the "Terms of Service."

After you go to the Create New Account page, the "Terms of Service" will be displayed. Please read this carefully.

If all contents are not displayed, click and drag along the vertical slider displayed to the right of the screen.

If you agree to the "Terms of Service," click on the [I agree. Go to "create new account."] button.

\* You cannot complete Member Registration if you do not agree to the "Terms of Service."

Please sign up to members for shopping.

ICHIKAWA SOFT LABORATORY

Procedures for shopping Create New Account

Cart

Product Lineup

**SILKYPIX series**

- ▶ Developer Studio Pro7
- ▶ Developer Studio 7

Guide

- ▶ Procedures for shopping
- ▶ About Us
- ▶ Payment Method
- ▶ Privacy Policy
- ▶ Contact

## Terms of Service

[Important] Please carefully read the following Terms of Service before Member Registration. Your rights and obligations when using this Service are defined in Terms of Service. By clicking on the [I agree. Go to "create new account."] button, you agree to all conditions in these Terms of Service.

### Article 1 (Members)

1. "Members" refers to individuals who have made an application for membership upon following the procedures established by the Company and agreeing to these Terms of Service.
2. "Member Information" refers to information such as that related to the particulars of the Member that the Member has disclosed to the Company, and records related to transactions with the Member.
3. These Terms of Service shall apply to all Members, and shall be followed during registration procedures and after registration.

### Article 2 (Registration)

1. Member Qualifications  
Upon giving consent to these Terms of Service, clients who have made an application for membership as prescribed will have qualification as a Member after completing the prescribed procedures for registration. The person who desires to become a Member should carry out the procedures for membership registration. Registration by proxy is not permitted under any circumstance. It should be noted that applications for membership from persons whose membership qualifications have been revoked in the past, and / or from those who have been deemed inappropriate by the Company for other reasons, may be denied.
2. Inputting Member Information  
When completing procedures for Member Registration, please carefully read the instructions for inputting, and properly input the required items on the designated input form. Special symbols, old Chinese characters, and Roman numerals cannot be used in registering Member Information. If these characters are registered, the Company will change them.
3. Managing Passwords  
(1) Passwords shall be available for use by the Member only. They are not allowed to be transferred / loaned to a third party.  
(2) Members themselves should take on the responsibility to manage their passwords by

I disagree. **I agree. Go to "create new account."**

To Top ▲

(C) Copyright, ISL Online Store.

#### 4. Go to "Create New Account (Input Page)."

Enter the items after going to "Create New Account (Input Page)."

(Items marked with a "\*" are required items.)

After entering all items, click on the [Confirm] button.

### Before entering

Please sign up to members for shopping.

**ICHIKAWA SOFT LABORATORY** [Procedures for shopping](#) [Create New Account](#) [Cart](#)

Product Lineup

**SILKYPIX series**

- ▶ Developer Studio Pro7
- ▶ Developer Studio 7

Guide

- ▶ Procedures for shopping
- ▶ About Us
- ▶ Payment Method
- ▶ Privacy Policy
- ▶ Contact

### Create New Account(Input Page)

Name*	Last Name <input type="text"/>	First Name <input type="text"/>
Company Name	<input type="text"/>	
Department Name	<input type="text"/>	
ZIP CODE	<input type="text"/>	
Address*	<input type="text"/> <input type="text"/> <input type="text"/> <p>Please divide address into 3 parts</p>	

### After entering

Phone Number*	+ <input type="text"/> <input type="text"/> <input type="text"/> <input type="text"/>
Fax Number	+ <input type="text"/> <input type="text"/> <input type="text"/> <input type="text"/>
Email Address*	<input type="text"/> <input type="text"/> <p>Please input again to confirm.</p>
Gender*	<input type="radio"/> Male <input checked="" type="radio"/> Female
Occupation	Sales <input type="text"/>
Date of Birth*	<input type="text"/>
Password*	<input type="password"/> alphanumeric 4-50Length(Including Marks) <input type="password"/> Please input again to confirm.
About Newsletter*	<input checked="" type="radio"/> Send email <input type="radio"/> Do not send email

**Confirm**

[To Top ▲](#)


(C) Copyright, ISL Online Store.



## 5. Go to "Create New Account (Confirmation Page)."

Check the information you entered after going to the "Create New Account (Confirmation Page)."  
If there are no mistakes to the contents you entered, click on the [Regist] button at the bottom.

Please sign up to members for shopping.

**ICHIKAWA SOFT LABORATORY**  Cart

[Procedures for shopping](#) [Create New Account](#)

Product Lineup

**SILKYPIX series**

- ▶ Developer Studio Pro7
- ▶ Developer Studio 7

---

Guide

- ▶ Procedures for shopping
- ▶ About Us
- ▶ Payment Method
- ▶ Privacy Policy
- ▶ Contact

### Create New Account(Confirmation Page)

Please confirm below.  
Please click [Regist] button,if everything is ok.

Name	Ichikawa Ichiro
Company Name	Ichikawa soft laboratory Co., Ltd.
Department Name	Sales department
Address	Makuhari Technogarden Bldg. CD5F,1-3, Nakase, Mihama-ku, Chiba-city,Chiba, 261-8501 Japan
Phone Number	<input type="text"/>
Fax Number	<input type="text"/>
Email Address	<input type="text"/>
Gender	Female
Occupation	Sales
Date of Birth	<input type="text"/>
Password you want.	<input type="text"/>
About Newsletter	Send email

[Back](#) [Regist](#)

6. After completing registration, go to "STEP 1: Shipping address."

After completing registration, go to "STEP 1: Shipping address."

Proceed to make your purchases.

(If you are logged in as a Member," the name you registered as a member will be displayed at the top of the page.)

The screenshot displays the 'Shipping Address' step of the checkout process. At the top, the user is logged in as 'Ichikawa Ichiro' with a 'Logout' button next to it. A shopping cart icon shows 1 item. Below the navigation bar, a progress bar indicates four steps: STEP 1 (Shipping Address), STEP 2 (Payment Method), STEP 3 (Confirm Input), and STEP 4 (Order Complete). The 'Shipping Address' section is active, showing a table with one address entry.

Select	Address Type	Address	Edit	Delete
<input checked="" type="radio"/>	Member Address	Makuhari Technogarden Bldg. CD5F,1-3, Nakase, Mihama-ku, Chiba-city, Chiba, 261-8501 Japan Ichikawa soft laboratory Co., Ltd. Ichikawa Ichiro	-	-

Below the table are two buttons: 'Back' and 'Use Selected Option'. A 'To Top' link is visible in the bottom right corner. The footer contains the copyright notice: '(C) Copyright, ISL Online Store.'

When concluding your use of the ISL Online Store as a Member (logging out)

When you complete your use of the ISL Online Store as a Member, click on the [Log out] button to the right of your name displayed at the top.

This will conclude your use as a Member, and your name will no longer be displayed at the top of the page.

This screenshot shows the top navigation bar of the website. The user's name 'Ichikawa Ichiro' is displayed, and a 'Logout' button is positioned to its right. The shopping cart icon still shows 1 item. The rest of the page content is not visible in this cropped view.